

# Scouts Canada Klondike Derby 2024



# What is the Klondike Derby?

- The Klondike Derby is a Scouting activity (competition) requiring teams of 6 to 8 Cubs/Girl Guides or Scouts/Pathfinders to pull a Klondike- type sleigh over a course of approximately 2.5 km through the woods at Camp Amisk.
- Teams follow a map and visit ten Klondike "towns" where the "town mayor" assigns the team a particular task or activity. Points (nuggets) are awarded to the team based on how well it performs the task, the speed and the demonstrated teamwork. of equipment that each team is required to carry on their sled.
- The teams' time on the course is also tracked and forms part of the overall scoring.
- The towns must be visited in correct order. The "town" names and instructions for the tasks are written based on the Klondike gold rush theme. If a Cub team arrives at the wrong town, point out there error to the leaders using their map and passport. If a Scout team arrives at the wrong town, **do not assist them with directions**. You can simply ask them "are you sure you are suppose to be here?". That usually put enough doubt in their minds to re-look at the map. If they insist they are at the right place, the activity should be assigned without question.

# A little History

- 1972 1st Klondike Derby held at La Barriere Park by the 3rd St. Vital Scouts
- 1973 A special course was introduced for Cubs
- 1974 Event was moved to Seine River Park (Ritchot Park). The start of 1975. A Venturer event was introduced (it was discontinued in 1981)
- 1976 First Girl Guide team participated.
- 1983 16 teams did not finish the event due to rain
- 1993 Introduced first place trophy for GirlGuide teams
- 1994 The first Pathfinder team participates. A record number of registered teams – 40 Scout/Pathfinder and 55 Cub/Girl Guide teams.
- 1996 Coordination of the Klondike Derby transferred from Cal Stewart and Bob Harbottle to Peter Williams and Eamon O'Reilly.
- 1998 Event moved to Camp Amisk when the ownership of Seine River Park was transferred from the City of Winnipeg to Manitoba Highways to permit the twinning of highway 59.
- 2000 After several weeks of unseasonably warm weather and rain, the 29th Klondike was held with no snow and temperatures in the mid teens.
- 2000 Event began to operate under the East Winnipeg Service Area.
- 2004 The Klondike Derby became a Council event, with administrative support (receiving registrations and financial services) provided by the Council.
- 2008 Introduced the Most Improved Scout and Cub team award
- 2011 Excess of 500 youth and 175 leaders involved in the event. Klondike staff totaled 121 including 9 Venturer companies. Over 600 lbs of food was donated to Winnipeg Harvest.
- 2022 was the 50<sup>th</sup> Klondike Derby
- 2024 Is the 52<sup>nd</sup> consecutive Klondike Derby  
Klondike Derby is an all weather event. It has never been cancelled.



# Scouts Canada Code of Conduct

1. Ensure the safety, health and well-being of all Scouts Canada members, especially children and youth.

- I will adhere to all legal and organizational health and safety requirements.
- I will behave in such a way as to avoid any unnecessary risk to the safety, health and well-being of myself and others.

2. Ensure that my personal conduct is, and is seen to be, of the highest standards and in

keeping with Scouts Canada's Mission and Principles.

- I will treat all people fairly and with respect and dignity.
- I will comply with the drug and alcohol policy for all Scouting related activities.
- I will not use vulgar or inappropriate language in front of youth.
- I will only touch a youth on the hands, arms, shoulders or head, except when medical or activity safety circumstances warrant, and always with permission of the youth member, and always in sight of others.
- I will not smoke in front of youth.
- **I will never be alone with a child or youth unless safety dictates otherwise.**

If a child/youth wants to speak privately with me, I will ensure that the discussion is not out of sight from others, just out of hearing.

3. I will not engage in sexual behaviour of any kind with children or youth; this includes sexual jokes, language, names, touching, pornography, and exploitation.

- I will not use technology or social media to engage youth in disrespectful and exploitative behaviour.



4. Refrain from any form of bullying, harassment, discrimination, physical or verbal abuse, neglect, intimidation or exploitation.

- I will fully abide with the requirements of Scouts Canada's Child and Youth Protection, Diversity and Bullying/Harassment policies and will intervene and report whenever witnessing or being told of an incident as per the Complaint Procedure.
- I will use positive teaching behaviour as a means to discipline and will refrain from any use of physical contact or emotional rejection and put-downs.

# Suggested Equipment

## Radio Equipment

- 2m HT
- Extra Batteries for HT
- Speaker/Mic
- Earphone
- Hat Clip/Napady Clip
- High Performance Rubber Duck Antenna



## Other Equipment

- Knife
- Whistle and Lanyard
- Multi-Tool
- Snowshoes
- Notebook & Pencils
- Wooden Matches
- Lighter
- Vaseline soaked Cotton Balls
- Shovel (optional)

# Food & Drink



- Coffee
- Hot chocolate
- Lunch- Personal Choice
- Snacks - hard candy, chewing gum, beef jerky, power bars, trail mix, etc
- Mess Kit
- BBQ Fork
- Dish towel

## Clothing

- Parka & Snow Pants
- Snowmobile suit
- Boots
- Long Underwear
- Toque
- Mitts & Liners
- Gloves
- Extra Mitts
- Sunglasses
- Hot packs
- ARES Vest and ID card



## Comfort Items

- Toilet Paper
- Hand Wipes
- Hand sanitizer
- Small Garbage Bag
- Large Garbage Bag
- Folding Chair

## Extras (Optional items)

1. Shovel
2. Snowshoes
3. Lawn chair
4. Hunters Seat
5. Toboggan\*
6. BackPack to carry your things to your site.
7. Fire wood if you have any laying around

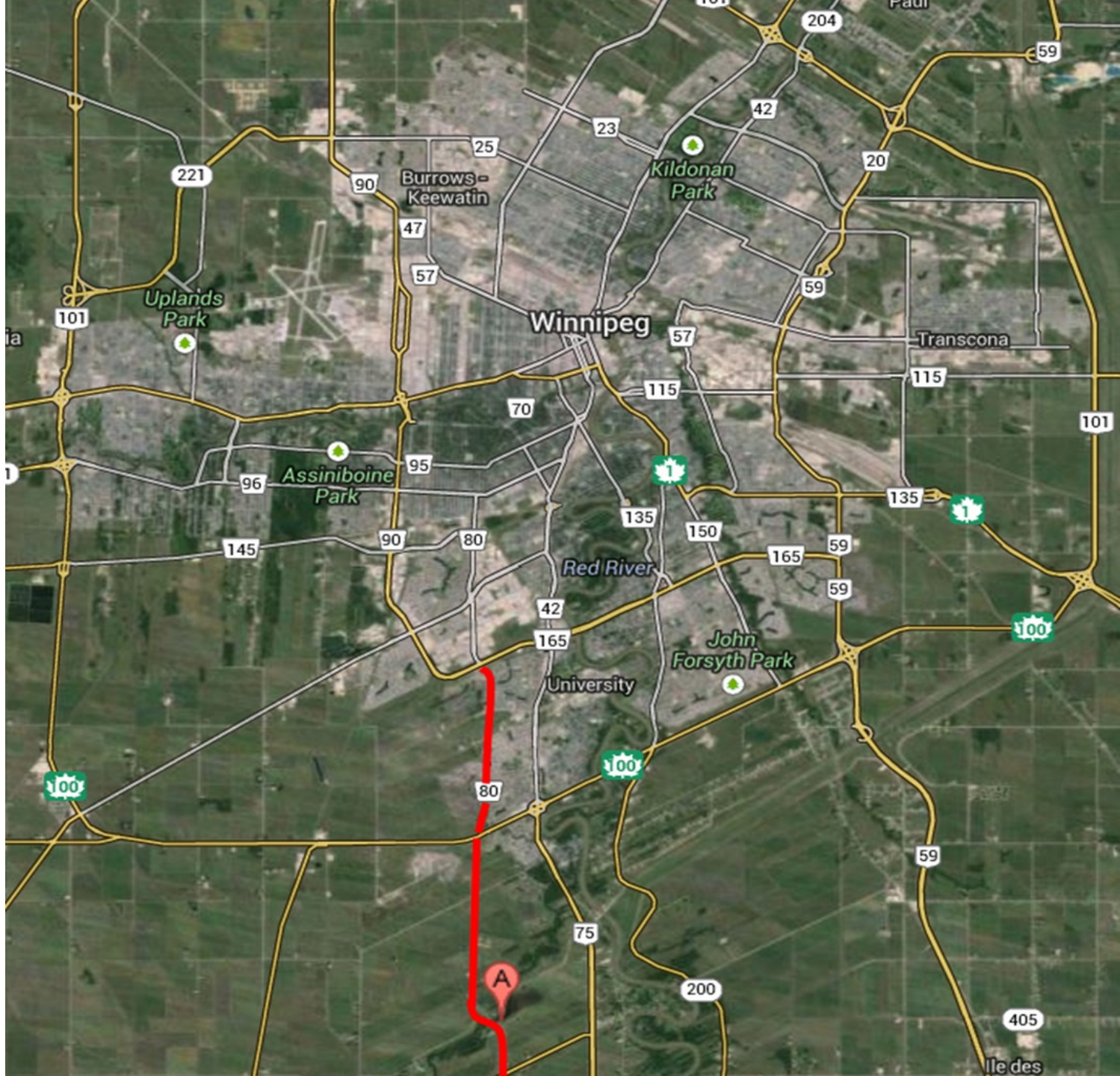
\*The average town is about 50 yards into the bush.

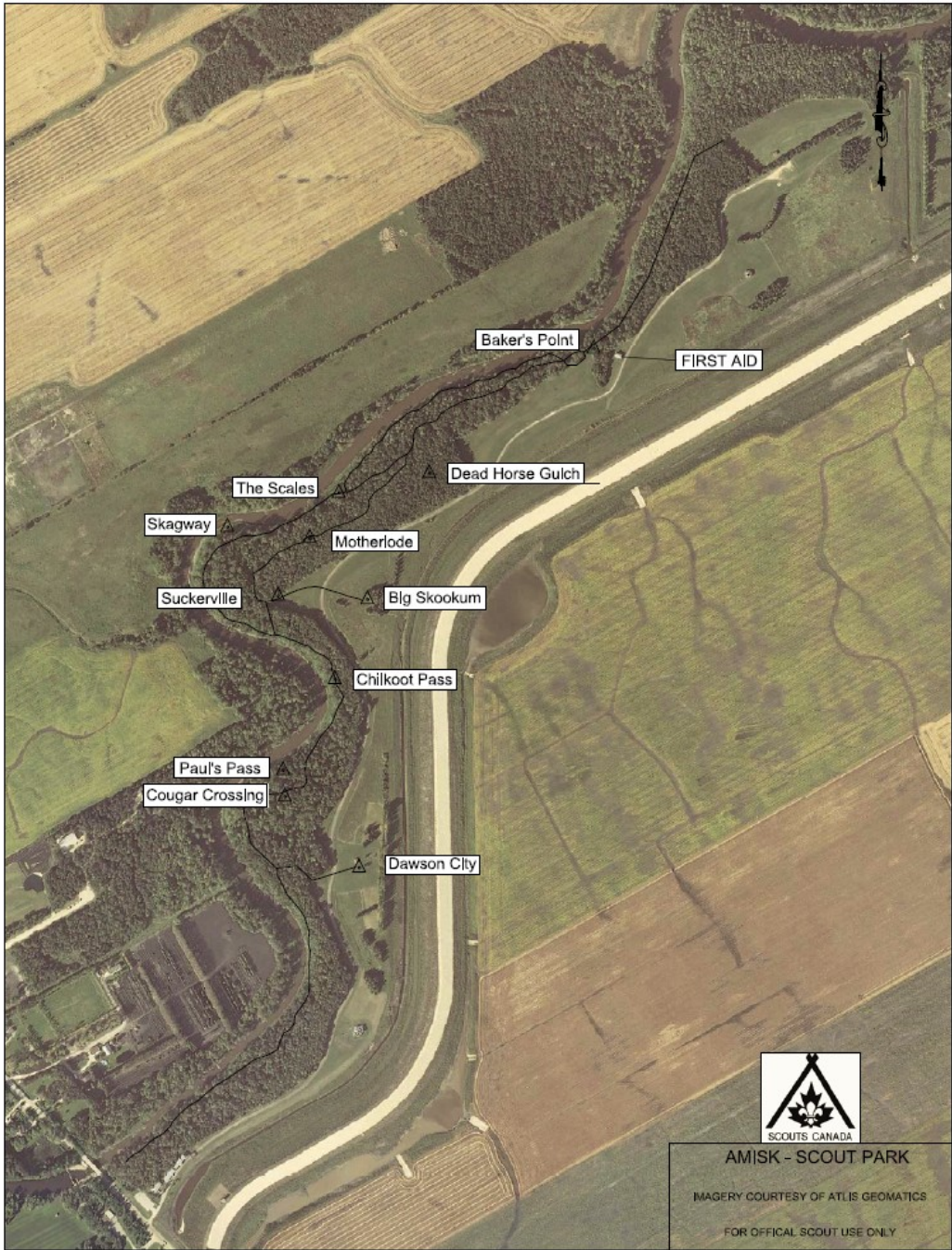


2007 3 3

# Camp Amisk Map



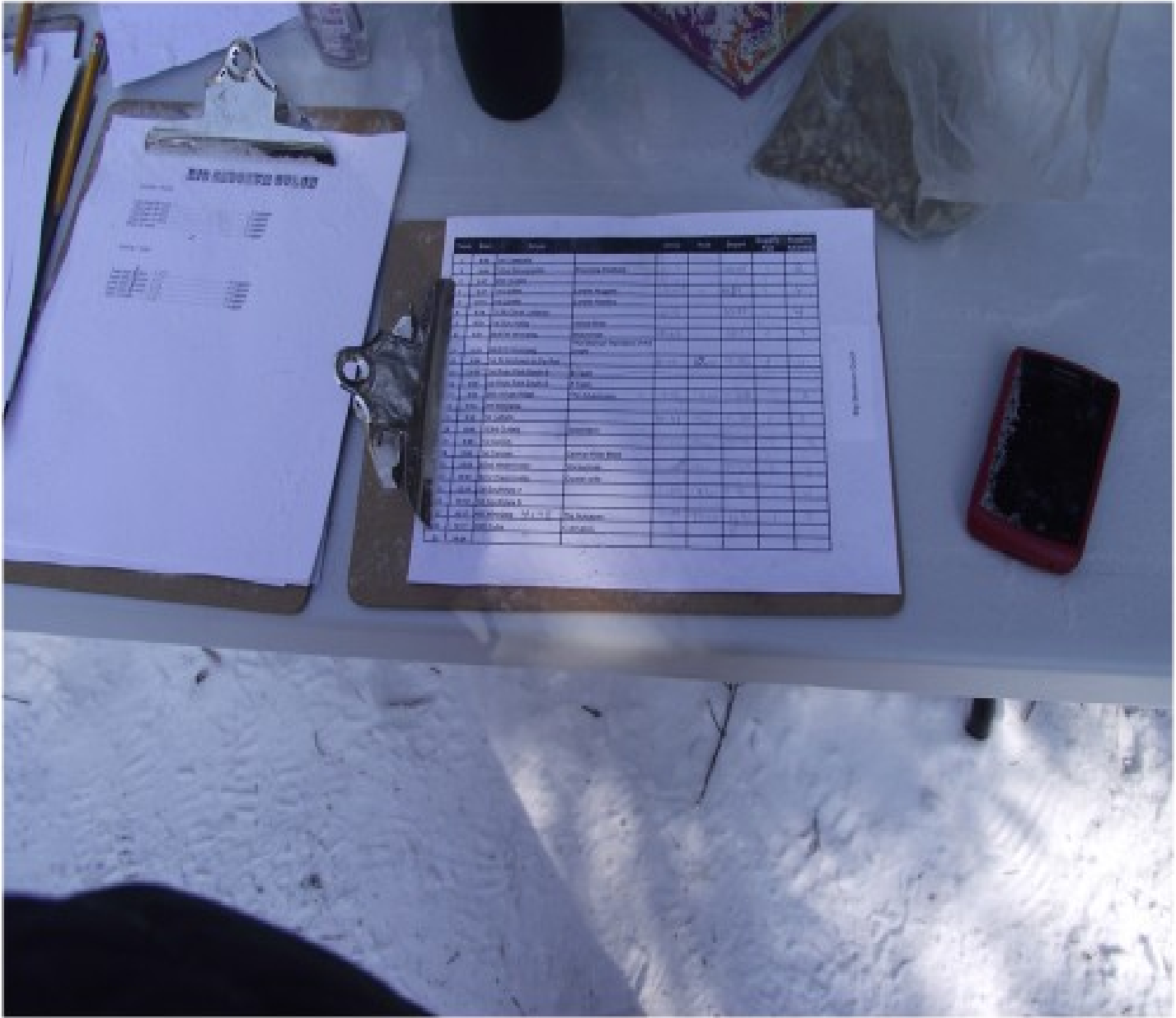




**AMISK - SCOUT PARK**

IMAGERY COURTESY OF ATLIS GEOMATICS

FOR OFFICIAL SCOUT USE ONLY



**SIN REPORTS 2012**

Category	Item	Quantity
Alcohol	Beer	10
Alcohol	Wine	5
Alcohol	Hard Liquor	3
Alcohol	Cider	2
Alcohol	Spirits	1
Alcohol	Other	1
Alcohol	Total	22
Drugs	Cocaine	1
Drugs	Heroin	1
Drugs	Marijuana	1
Drugs	Other	1
Drugs	Total	4
Other	Food	10
Other	Other	5
Other	Total	15
Total		41

Date	Time	Location	Status	Type	Amount	Budget	Quantity
1/1/2012	12:00	Home	Completed	Food	10	10	10
1/1/2012	12:00	Home	Completed	Alcohol	22	22	22
1/1/2012	12:00	Home	Completed	Drugs	4	4	4
1/1/2012	12:00	Home	Completed	Other	15	15	15
1/1/2012	12:00	Home	Completed	Total	51	51	51
1/1/2012	12:00	Home	Completed	Food	10	10	10
1/1/2012	12:00	Home	Completed	Alcohol	22	22	22
1/1/2012	12:00	Home	Completed	Drugs	4	4	4
1/1/2012	12:00	Home	Completed	Other	15	15	15
1/1/2012	12:00	Home	Completed	Total	51	51	51
1/1/2012	12:00	Home	Completed	Food	10	10	10
1/1/2012	12:00	Home	Completed	Alcohol	22	22	22
1/1/2012	12:00	Home	Completed	Drugs	4	4	4
1/1/2012	12:00	Home	Completed	Other	15	15	15
1/1/2012	12:00	Home	Completed	Total	51	51	51





A Standard Town Cooking Area/Kitchen



Overnight Sleeping Shelter for Rovers Staying the Night



2007 3 3

• **DAWSON CITY**





All teams require a Klondike Sled containing the equipment listed below.

First Aid Kit, 4 – 3m light ropes, 1 - 15 m light rope, Fire Pan, Compass, Plastic Passport Bag (30 x 24cm), Note book and pencil, Extra water, Billy Can, Small Axe or Hatchet with Sheath, Bush Saw with safety guard, Nugget Sack, Blanket, 4 Triangular bandages, Plastic Tarp (min 2.5 x 3 m), 2 pair snowshoes, Cooking gear, Foilpack or Hot Lunch, Wood for lunch fire, Garbage Bags, Team Identification, 2 m Solid Wood Stave (1 per member), Winnipeg Harvest Donation, Mug per person, Hand-made team flag with your team name displayed - attached to the sled (minimum size 30.5cm per side)

## **2024 Klondike Derby**

### **MAR 3rd & 4th, 2024**

Approximately 14 Winnipeg ARES members and affiliates are needed to provide volunteer Amateur Radio communications for Scouts Canada Klondike Derby 02, 03 MAR 2024 at Camp Amisk, off Waverly south of Perimeter Hwy (Map E G4). Please arrive between 0800 and 0830.

- Drive south from the Perimeter Hwy on Waverly St.
- When you cross over the LaSalle River, TURN LEFT.
- Keep going and when stopped by the security/traffic people tell them you are staff and they will allow you to proceed.
- Continue to where you will see a shack, some vehicles and lots of activity on your right.

ARES volunteers are to report in to Headquarters (VE4YWG aka Dawson City ) daily by 0830h.

If suddenly unable to attend event day, contact Richard VE4KAZ on VE4WPG or 204-391-2203.

Prior to event day contact Richard VE4KAZ at rkazuk1@mymts.net

Please meet at Dawson City at 08:00 hrs

FREQUENCIES will be provided by email.

Klondike Derby is an all weather event so dress accordingly.

Remember to have FUN.

Yours in Scouting

Richard Kazuk

VE4KAZ



700 2FK CLP 038

No.	Start Time	Paul's Pass	Suckerville	Big Skookum	Motherlode	Deadhorse Gulch	Baker's Point	The Scales	Skagway	Chilkoot Pass	Cougar Crossing
1	9:00	9:07	9:35	9:59	10:30	10:46	11:14	12:28	12:37	13:22	13:47
2	9:00	9:15	10:03	10:40	11:19	11:36	12:42	12:58	13:26	13:55	14:09
3	9:07	9:24	10:10	10:37	10:53	11:16	12:37	13:10	13:20	13:51	14:11
4	9:07	9:16	10:13	10:20	10:33	10:51	11:12	12:23	12:28	13:17	13:28
5	9:07	9:24	10:10	10:37	10:53	11:16	12:37	13:10	13:20	13:51	14:11
6	9:07	9:24	10:10	10:37	10:53	11:16	12:37	13:10	13:20	13:51	14:11
7	9:07	9:24	10:10	10:37	10:53	11:16	12:37	13:10	13:20	13:51	14:11
8	9:07	9:24	10:10	10:37	10:53	11:16	12:37	13:10	13:20	13:51	14:11
9	9:07	9:24	10:10	10:37	10:53	11:16	12:37	13:10	13:20	13:51	14:11
10	9:07	9:24	10:10	10:37	10:53	11:16	12:37	13:10	13:20	13:51	14:11
11	9:07	9:24	10:10	10:37	10:53	11:16	12:37	13:10	13:20	13:51	14:11
12	9:07	9:24	10:10	10:37	10:53	11:16	12:37	13:10	13:20	13:51	14:11
13	9:07	9:24	10:10	10:37	10:53	11:16	12:37	13:10	13:20	13:51	14:11
14	9:07	9:24	10:10	10:37	10:53	11:16	12:37	13:10	13:20	13:51	14:11

LOCATION	CALLSIGN	NAME	EMAIL	Check in	check out
1 Dawson City	VE4JAH	John Howells	jhowells@mymts.net		
2 First Aid	VE4MWH	Mark Havens	MHavens@postmedia.com	9:15	9:55
3 Cougar Crossing	VE4DXR	Leor	ve4dxr@shaw.ca	9:15	9:55
4 Paul's Pass	VE4TR0	Fred Collins	fcollins@mymts.net	9:15	9:55
5 Chilkoot Pass	VE4WX	John Erwin	johnnerwin@gmail.com	9:15	9:55
6 Suckerville	VE4JK	Jeffrey Kazuk	jeffreykazuk@gmail.com	9:15	9:55
7 Big Skookum	VE4CLK	Jan Clark	danger_weasel@hotmail.com	9:15	9:55
8 Motherlode	VE4CIB	Chris I-B	ve4cib@gmail.com	9:15	9:55
9 Skagway	VE4CDM	Craig Martin	cmartin@cnu.ca	9:15	9:55
10 The Scales	VE4GWB	Garth	ve4gwb@gmail.com	9:15	9:55
11 Dead Horse	VE4FDM	Dante		9:15	9:55
12 Bakers Point	VE4JIS	Jim Sutton	1000 to 1400	9:15	9:55
13 Radio Comms Coordinator	VE4KAZ	Richard Kazuk	ve4kaz@radio.com	9:15	9:55
14 Photographer		len Nady		9:15	9:55

## **COMMUNICATION DETAILS :**

When calling Klondike Headquarters (Dawson City), use your town name (eg. DEAD HORSE GULCH) and then sign off with your VE4/VA4 call sign. In order for HQ to track where teams are, please call in to Dawson City with the name of a team and team number only when they are ENTERING your town. We track the teams on a sheet and this way we know where they were and where they should be headed to. (Calling in when they arrive AND leave is just too confusing for HQ and creates more air traffic than necessary.) When calling in the arrival time use the time that the town mayor has recorded on his Team log.

## **GENERAL QUERIES:**

All requests by town mayors for equipment or supplies should come to Dawson City via radio as well. Please keep in mind that Dawson City gets quite busy at times and you may not get an answer right away but we will get back to you. If we don't after a few minutes, then call again.

## **OTHER IMPORTANT STUFF:**

Don't forget to dress for the weather as you will be outside all day. Some towns feed their radio operators a lunch, but bring something for lunch at least as a backup. Also bring lots to drink to avoid becoming dehydrated and a folding lawn chair for your comfort. Use Klondike Derby Equipment List as a check-list





A Town's Flag Display